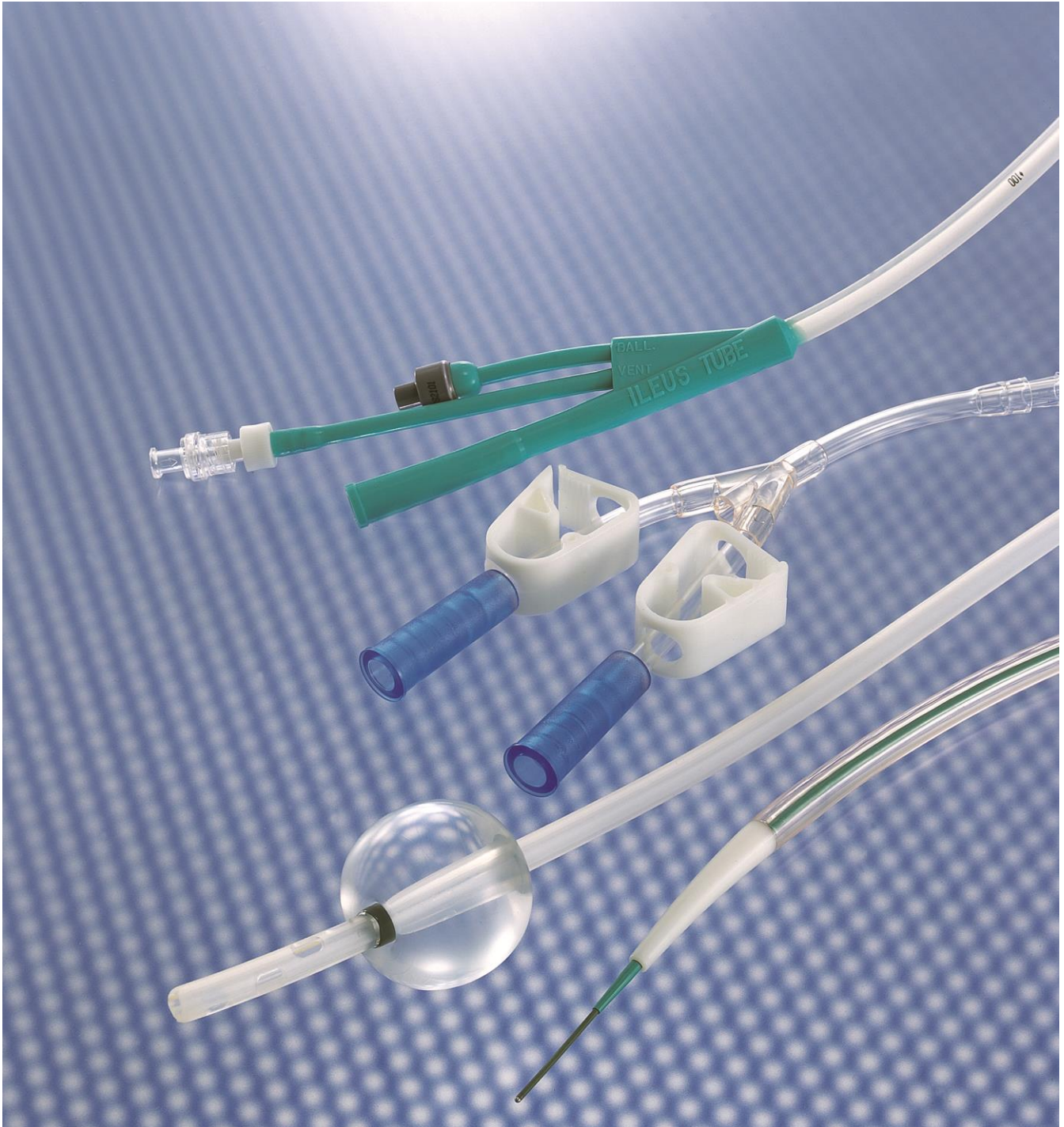


Transanal Ileus Decompression Tube Set



Colonoscopic Retrograde Transanal Large Intestine
Decompression & Drainage Tube Sets




CREATE MEDIC CO.,LTD.

A long nasotracheal tube is said to give best choice for conservative treatment of ileus. However, an emergency operation is often required for the left side of large intestine with cancerous ileus where decompression is not successful.

Transanally inserted, CLINY TRANSANAL ILEUS TUBE SET can effectively reduce pressure, which gives promising various advantages. This allows detailed preoperative examinations together with the conservative treatment suitable for disease to which emergency operation is not applicable.



Decompression tube



Guide wire



Dilator designed for opened forceps (DOF)



Dilator for dilating stenosis (DDS)

Applications

Decompression and drainage of enteral content on the onset of cancerous ileus (left side of large intestine).

Features and Advantages

Facilitating transanal approach

Dedicated (specific) dilator for dilating stenosis (DDS) extends the stenosis into which decompression tube can be easily inserted.

Producing higher decompression effect

Opened tip (end opening) and 4 side openings facilitate efficient suction of content. During suction, the air vent prevents excessive depressing pressure from acting on the intestine.

Two-channel connector for easier irrigation and drainage

The two-channel connector allows easier and more hygienic irrigation and drainage procedure after a decompression tube is placed.

Contrast rings for locating the balloon

The contrast rings at the both ends of the balloon are useful for locating the balloon.

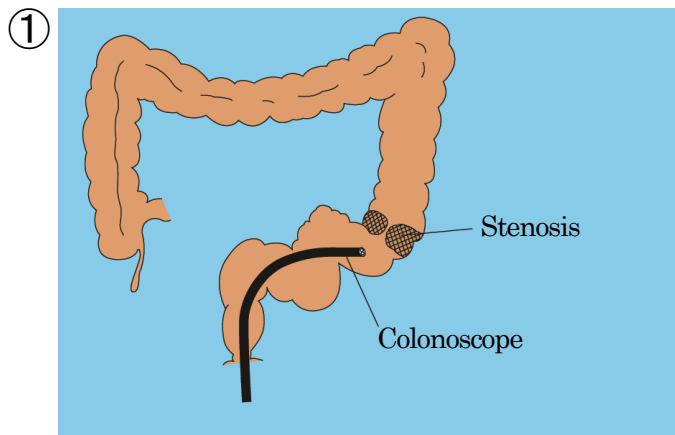
One-way valve for preventing the backflow of intestinal contents

The one-way valve prevents the backflow of intestinal contents through the air vent lumen.



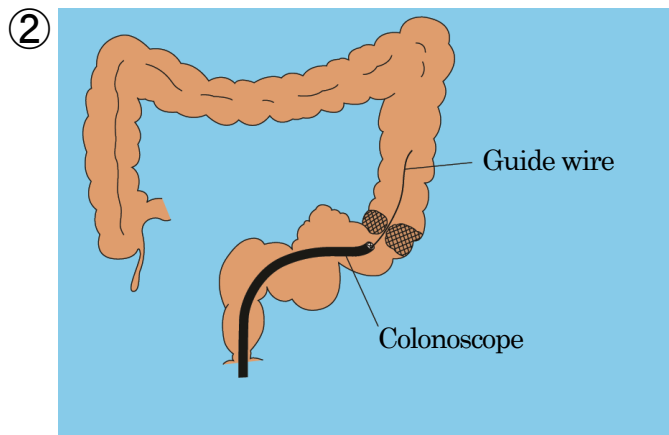
Two-channel connector

Basic Procedures



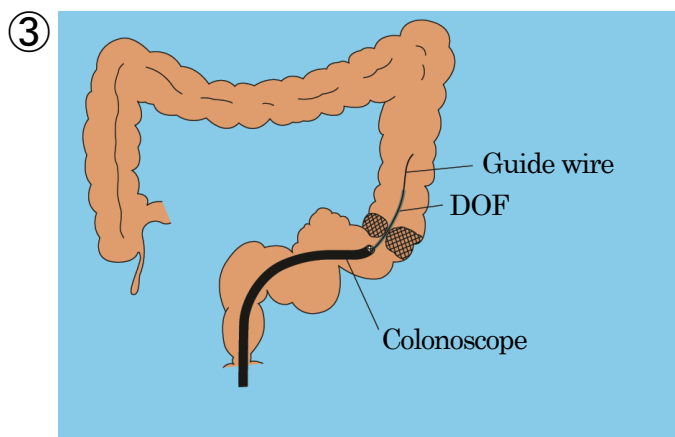
Insert the colonoscope immediately before reaching the stenosis of the large intestine.

Note: Be sure to follow the procedure under open endoscopy as well as X-ray fluoroscopy, determining the course of the product tip with care.



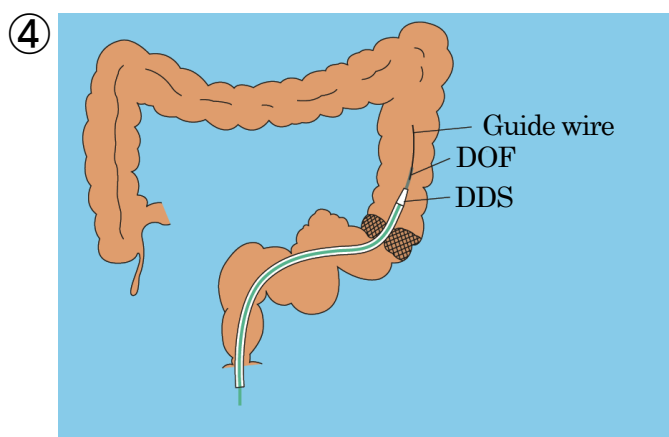
Insert the guide wire into the opening of the colonoscope for forceps to be passed through the stenosis.

Note: Never force the guide wire to be inserted because it can make perforation in the intestine.



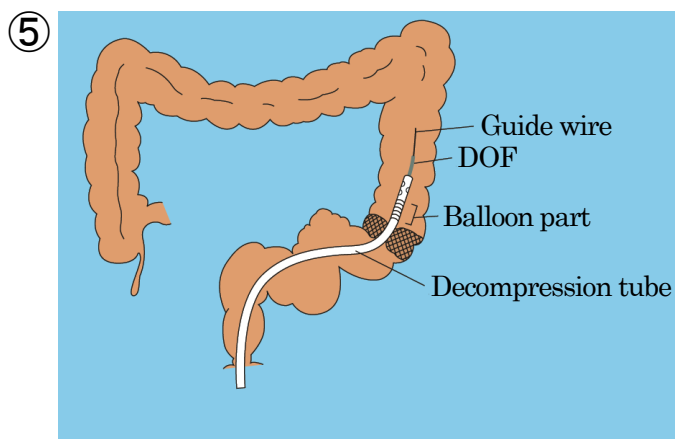
Insert the dilator designed for the opened forceps (DOF) along the guide wire via the opening of the colonoscope for forceps to be passed through the stenosis.

Note: Be careful to operate the dilator avoiding risk of perforating the intestine with its tip.



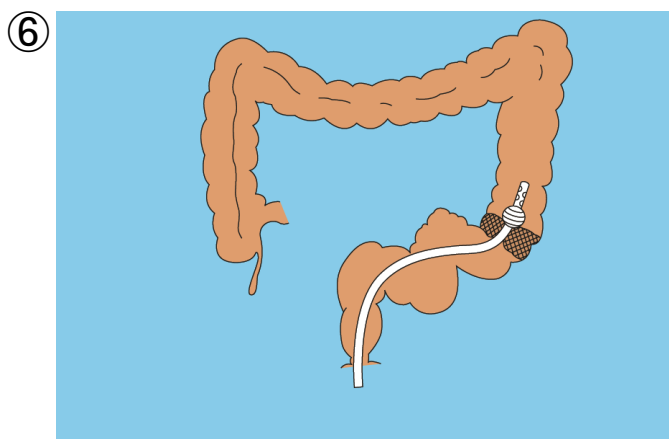
Remove the colonoscope while the guide wire and DOF are left. Infuse olive oil into the inner surface of the DDS which is subsequently inserted along the DOF.

Note: Be careful to operate the dilator avoiding risk of perforating the intestine with its tip.



Remove the DDS while the guide wire and DOF are left. Fill the decompression tube with olive oil through its suction port.

Continue to insert the decompression tube along the DOF until the balloon part exceeds the stenosis.



Remove the guide wire and DOF and then infuse 30ml of sterilized water into the balloon.



Decompression tube ST type

ST Type: Capable of penetrating into sliding tube

ST type with the modified funnel can be passed through a sliding tube that straightens the sigmoidal.

Accordingly, ST type tube can be securely passed through sigmoidal and left in place for shorter time.

Use of sliding tube with the diameter of more than 15mm is recommended.

Specifications

Transanal Ileus Decompression Tube Set

Product No.	Contents of the Set		
002 380 0220	①Transanal decompression tube	1pc	22Fr (7.3mm) L-1,200mm, Open tip, 4 side holes, Balloon capacity: 30mL
	②Guide wire	1pc	0.052" (1.32mm) L-3,000mm
	③Dilator designed for opened forceps (DOF)	1pc	8Fr (2.7mm) L-2,000mm
	④Dilator for dilating stenosis (DDS)	1pc	26Fr (8.6mm) L-1,000mm, Radiopaque tip type

With two-channel connector

Packaging: 1set per box, Sterilized with EtO Gas.

Transanal Decompression Tube

002 385 0220	22Fr (7.3mm) L-1,200mm, Open tip, 4 side holes, Balloon capacity: 30mL
--------------	--

With two-channel connector

Packaging: 1pc per box, Sterilized with EtO Gas.

Transanal Ileus Decompression Tube Set (ST Type)

Product No.	Contents of the Set		
002 381 0220	①Transanal decompression tube (ST Type)	1pc	22Fr (7.3mm) L-1,200mm, Open tip, 4 side holes, Balloon capacity: 30mL
	②Guide wire	1pc	0.052" (1.32mm) L-3,000mm
	③Dilator designed for opened forceps (DOF)	1pc	8Fr (2.7mm) L-2,000mm
	④Dilator for dilating stenosis (DDS)	1pc	26Fr (8.6mm) L-1,000mm, Radiopaque tip type

With two-channel connector

Packaging: 1set per box, Sterilized with EtO Gas.

Transanal Decompression Tube (ST Type)

002 386 0220	22Fr (7.3mm) L-1,200mm, Open tip, 4 side holes, Balloon capacity: 30mL
--------------	--

With two-channel connector

Packaging: 1pc per box, Sterilized with EtO Gas.

Read the instructions for use thoroughly before use.



CREATE MEDIC CO.,LTD.

Head Office

2-5-25 Chigasakiminami, Tsuzuki-ku, Yokohama, Kanagawa, 224-0037 Japan
Tel:+81 45-943-2741 Fax: +81 45-943-2746



For further details please contact:

MEDI NiPPON healthcare pvt ltd

No.6, Zakariah Colony III St.,

Choolaimedu, Chennai - 600 094, Tamil Nadu, INDIA

Tel: +91-44-24733255 / 42031515; Fax: +91-44-24732186

Mob: +91-9444083551 | E-mail: mail@medinippon.jp

www.medinippon.com